



OUR MISSION

PROGRESS THROUGH DISRUPTIVE EVOLUTION

Gestalt is committed to bringing anatomic pathology into the digital age.

We provide the enterprise solutions, and services, to transform anatomic pathology laboratories from glass slides, microscopes and couriers to an automated, electronic digital workflow.

Gestalt Platform

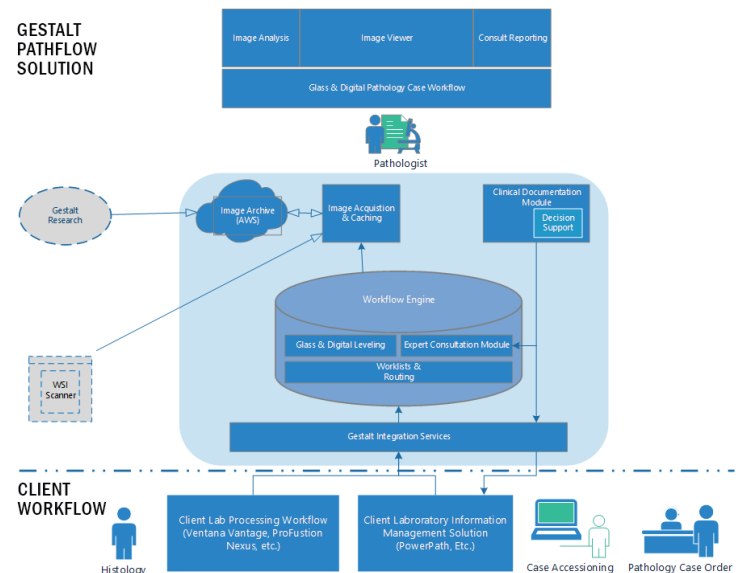
Our solution is geared toward laboratories of all sizes from the small independent facility to large integrated delivery networks. We include a universal digital viewer that allows images from different scanners and data from different LIS's to all be read in a single viewer.

We have coupled this with an image acquisition capability that enables capture and transfer of very large digital image files. We can transfer a 40x resolution 500 MB file from Delhi, India to the US in just 8 minutes compared to an unassisted non-Gestalt transfer time of over 8 hours using common file transfer methodologies. Whether you are working locally or globally — our platform provides the solid technical capabilities to bring your organization seamlessly and expeditiously into the digital age of healthcare.

Gestalt's PathFlow solution provides a secure platform to acquire the pathology image & clinical data, automatically route the case to the appropriate pathologist and return their results to the requesting clinician. This capability provides tremendous opportunity for improvements in the quality of patient care, the speed of diagnosis and the efficiency of both individual pathologists and their associated labs.

Additional Pathologist Workflow Features

- Master Patient Index
- Document Management
- Paperless Forms
- Advanced Analytics
- Management Reports
- Technologist Communication Portal
- Secure Chat Communication
- Integration with Voice Recognition



Enhancing Pathologist Workflow

Key Productivity Features

- Multi-LIS and Multi-EHR integration
- Glass and digital pathology cases supported in single worklist
- Case volume assigned on shortest turnaround time and highest quality
- Sub-specialty and credentialing optimization

Key Quality Features

- Patient Summary
- Peer Review
- Tech QA



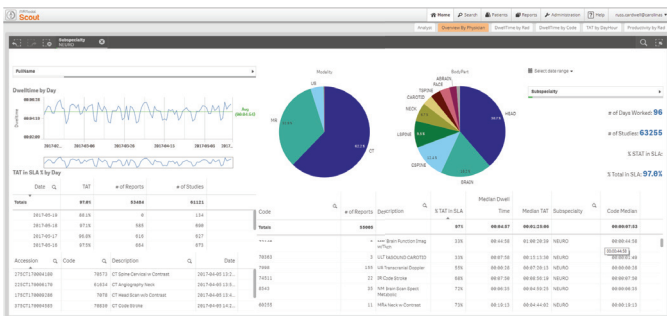
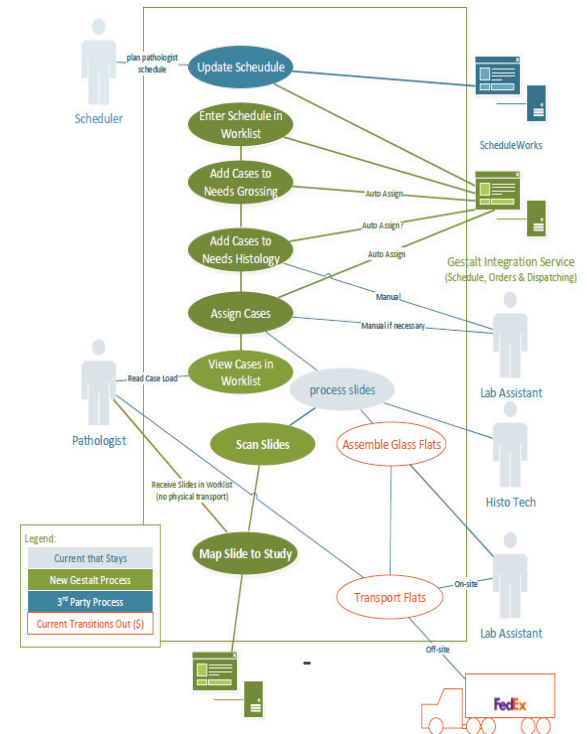
Digital and Glass Workflow in Single System

Additional Pathologist Workflow Features

- Worklists are Developed from LIS Integration
- Over 60 Dimensions Available to Organize Workflow
- Worklists are Personalized by
 - Subspecialty
 - Ordering Physician
 - Location
 - Schedule and Availability
- Simple to Add Case Volume Without Adding Staff

Prioritization and Communication

You have the ability to use rules to automatically set the clinical urgency and service levels for turn-around-times of a case using a point scale. You can also set Histology ready and QA ready status' for additional review before releasing a case to a Pathologist's worklist. Chat, flags and problems are all tracked and indicated to minimize interruptions in workflow. Also view final reports within service level agreements by specialty.



With integrated Pathologist scheduling, realtime monitoring of specimen processing stages, auto and manual assignment of cases and real-time monitoring of work slot load with Gestalt's PathFlow solution, you can have a single workflow and solution that supports all of your cases — both digital and glass.

CONTACT US

For more information about Gestalt Diagnostics and our comprehensive services for digital pathology, please contact us at **(509) 755.9433**, or email: info@gestaltdiagnostics.com

HEADQUARTERS

McKinstry Innovation Center
 850 East Spokane Falls Blvd., Suite 124
 Spokane, WA 99202

EAST COAST OFFICE

630 Liberty Highway
 Putnam, CT 06260
508.868.6827